


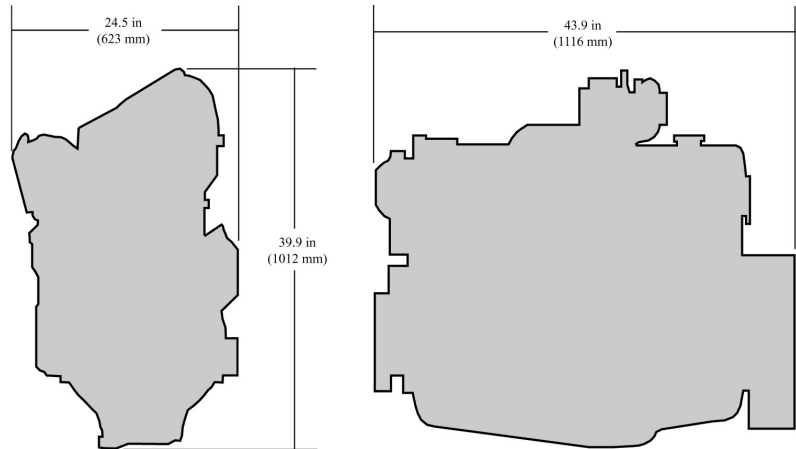
PowerTech 6068T Diesel Engine

Industrial Engine Specifications



6068T shown

Dimensions



Certifications

EPA Tier 1

General data

Model	6068TF150	Aspiration	Turbocharged
Number of cylinders	6	Length - mm (in)	1116 (43.9)
Displacement - L (cu in)	6.8 (415)	Width - mm (in)	623 (24.5)
Bore and Stroke-- mm (in)	106 x 127 (4.17 x 5.00)	Height-- mm (in)	1012 (39.8)
Compression Ratio	17.0:1	Weight, dry-- kg (lb)	551 (1215)
Engine Type	In-line, 4-Cycle		

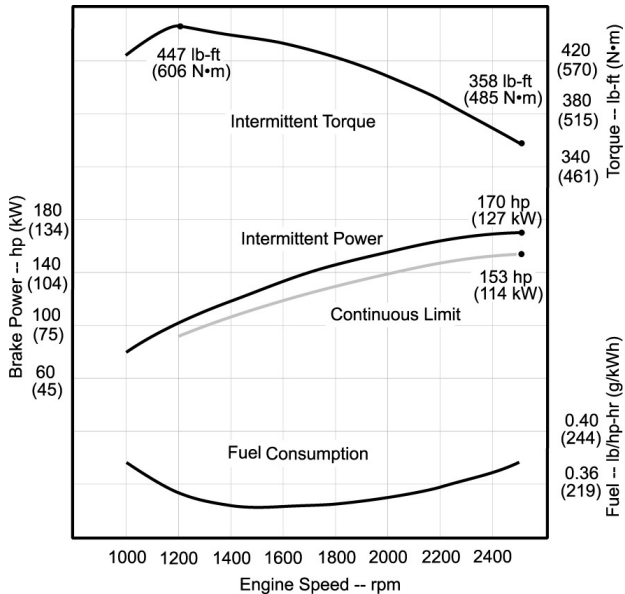
Intermittent BHP is the power rating for variable speed and load applications where full power is required intermittently.

Heavy duty - see application ratings/definitions, engine performance curves.

Continuous BHP is the power rating for applications operating under a constant load and speed for long periods of time.

Power output is within + or - 5% at standard SAE J 1995 and ISO 3046.

Performance curve



Performance data

Intermittent rated speed	127 kW (170 hp) @ 2500 rpm
Peak power	127 kW (170 hp) @ 2500 rpm
Peak torque	606 N.m (447 ft-lb) @ 1200 rpm
Torque rise %	25% @ 1200 rpm

Features and benefits

Dynamically Balanced Crankshaft

- Crankshafts are machined from a heat-treated, high carbon steel forging

Forged-Steel Connecting Rods

- Unique 45-degree design permits the use of larger crankshaft connecting-rod bearings for increased durability

Self-adjusting Poly-vee Fan Drive

- Self-adjusting, eight-groove, poly-vee fan drive provides multiple fan drive ratios and fan heights that can be matched to specific application requirements
- Poly-vee design provides more than twice the drive capacity of comparable vee-belts

Replaceable Wet-Type Cylinder Liners

- Provides excellent heat dissipation
- Precision machined for long life

Either-Side Service

- Engine installation and maintenance simplified and convenient by providing dipstick and oil filter options on both sides of the engine

Standard Gear Auxiliary Drive

- Standard gear auxiliary drive produces up to 50 hp (37 kW) for gear-driven accessories

Mounting Points

- Standard front and side mounting points provide easy installation and application flexibility

John Deere Power Systems
 3801 W. Ridgeway Ave.
 PO Box 5100
 Waterloo, IA 50704-5100
 Phone: 1-800-533-6446
 Fax: 319.292.5075

John Deere Power Systems
Usine de Saran
 La Foulonnerie - B.P. 11.13
 45401 Fleury les Aubrais Cedex
 France
 Phone: 33.2.38.82.61.19
 Fax: 33.2.38.82.60.00

All values at rated speed and power with standard options unless otherwise noted. Specifications and design subject to change without notice.